

Denton Quilt Guild 2021 Guild Initiative – Healing Hearts

Each year DQG undertakes a project that all Guild members are encouraged to participate in. Members make blocks and Bees assemble them. Sometimes members run with the pattern and make whole tops themselves! All efforts are appreciated.

We're calling our 2021 initiative *Healing Hearts* as we hope for a much better New Year. Although the magazine pattern calls for a full quilt of heart blocks, we also envision making donation quilts that include a strip of hearts, or a center panel of hearts with borders, or a checkerboard of hearts. There are a variety of ways the Kids' Bee will assemble the finished heart blocks. In addition, the Kids' Bee will assemble kits from the donated blocks that Guild members can piece.

We hope to make a minimum of 2 dozen Healing Hearts quilts this year. Our Community Outreach goal for 2021 is to make and donate 550 quilts to our Denton County community partners and advocacy agencies.

Here's what you can do to take part:

Piece heart blocks using a simple snowball technique. See the cutting chart and basic assembly diagram below. Use a $\frac{1}{4}$ " seam allowance and strive to make your block the required finished size.

Choose prints and solids of all colors. Use any cotton scraps you have. Use smaller prints for small and medium blocks. Large prints show better on the jumbo blocks.

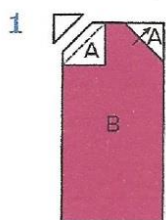
Make lots! Make them throughout the year. We'll accept them for the next 12 months.

Turn your finished blocks in at Kids' Bee (each first Monday at Minding My P's & Q's, 10a/4p), or drop them off with the staff at MMPQ whenever you're in the shop, or drop them at Sher's at 607 Mimosa Drive in Denton.

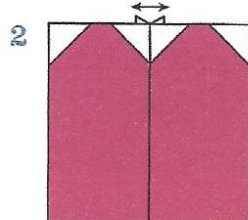
2021 Denton Quilt Guild Initiative - Healing Hearts Cutting Chart

Based on the *Family Hearts Pattern*, pg. 18, *American Quilter*, January 2021 issue

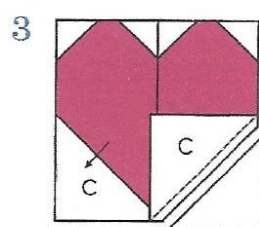
Finished Blocks	Size Name	Colored prints or solids (B)	White or tone-on-tone white (A)	White or tone-on-tone white (C)
6½" block	Small	Cut 2 - 3½ x 6½	Cut 4 - 1½ x 1½	Cut 2 - 3½ x 3½
9½" block	Medium	Cut 2 - 5 x 9½	Cut 4 - 2 x 2	Cut 2 - 5 x 5
12½" block	Large	Cut 2 - 6½ x 12½	Cut 4 - 2½ x 2½	Cut 2 - 6½ x 6½
18½" block	Jumbo	Cut 2 - 9½ x 18½	Cut 4 - 3½ x 3½	Cut 2 - 9½ x 9½



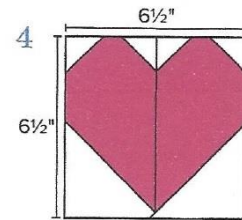
1
Add top corners
Make 2



2
Join 2



3
Add lower corners



4
Small heart