



# Loose Threads

Temperature Guide

°C	°F	Human
-20	-4	Extreme Cold
-10	14	Very Cold
0	32	Cold
10	50	Cool
20	68	Brisk
30	86	Warm
35	95	Hot
40	104	Very Hot
50	122	Extreme Heat

## President's Piece March 2024



This February in Texas was one of the most unpredictable weather months of the year. We hit the 90's and the 20's, sometimes within 24 hours. You might leave the house wearing a comfortable cotton tee shirt and need to run home at noon to pick up your parka. These wild swings in temperature made me think about a unique type of quilts – Temperature Quilts!

If you are unfamiliar with this term, a temperature quilt is a type of quilt that uses different colors or patterns to represent different temperature ranges. The quilt is made by creating a block for each day of the year, using fabrics that correspond to the high and low temperatures for that day. The result is a visual representation of the year's weather patterns.

To create this type of quilt, first decide on the temperature range you want to represent. Typically, each color corresponds to a specific temperature range (e.g., blue for cold, red for hot). Aim for at least 15 different colors to make your quilt interesting.

Create a color key by assigning colors or patterns to temperature ranges. A span of three to six degrees per color is a good starting point. Customize this based on your region and preferences. Now here is where it gets tricky in Texas. You might want to choose only certain months of the year to avoid having a whole section (representing June, July, August and even September) of only oranges going to red flame colors. Of course, it is up to you what time frame you wish to represent.

A typical temperature quilt can be created by making a total of 52 blocks, each representing a week. Each block will have slots for 7 colors (patterns), representing the 7 days of the week. Blocks may be square, on point, contain triangles, etc.

You can start charting daily temperatures when you begin making your quilt and finish it up a year and two weeks from then. Another option is to look back at historical weather data to highlight a special year or event. You could even choose to use two different states such as Texas and Minnesota and use the same time frame but alternate rows for more dramatic color shifts. Do your own thing! Some examples are shown below.



## March, 2024



### Program

#### Dana Jones, "Around The Block"

Tuesday, March 18, 2024

6:30 PM social hour, 7 PM meeting

Patterson-Appleton Arts Center

### Helpful Links

[Facebook Group](#)

[DentonQuiltGuild.org](#)

## March Birthdays

Sheryl M, Mar3  
 Lisa K, Mar4  
 Dawn D, Mar6  
 Zita G, Mar8  
 Lisa N, Mar9  
 Anna K, Mar11  
 Dorothy M, Mar13  
 Terry P, Mar15  
 Wendy W, Mar15  
 Melissa C, Mar19  
 Lee B, Mar20  
 Kathleen F, Mar20  
 Katherine M, Mar20  
 Dawn S, Mar20  
 Val S, Mar21  
 Gloria J, Mar22  
 Marian M, Mar23  
 Kim A, Mar25  
 Sandy S, Mar28

# At a Glance

## March Program


Meeting: Tuesday, March 19, 6:30 — 9 PM

Programs, Nonie Phillips, Kim Anger

### Dana Jones—Around The Block

Creating Quilts from Blocks  
From Traditional to Contemporary

From traditional blocks to modern blocks, from repeated blocks to one-of-a-kind blocks, from blocks you know to those you've never seen — quilters past and present (and likely future) love blocks. This trunk show includes more than 20 quilts from a range of quilting genres, including ones Dana designed and ones designed by others and all constructed with blocks.



### Bring to the Meeting:

- \* Library books to return and exchange for new books
- \* Sweater or jacket because the temperature gets chilly
- \* Completed Kid Kwilts or other outreach projects
- \* Your unwanted sewing-related items for the free table
- \* Snacks if you are on the snack list
- \* Show & Tell items
- \* Checkbook or credit card to sign up for future events
- \* Raffle tickets to turn in



## Workshop News Donna Gregory

### Circle of Friends with Dana Jones

March 2024 — **Seats Still Available!**

Sign up with Donna Gregory at the Guild meeting Tuesday!

There are a few spots left for our Circle of Friends workshop with Dana Jones. A surprisingly simple technique for inseting circles using Cheryl Phillips' Cut-a-Round tool. You'll master inseting circles into blocks and circles into circles using just eight pins per circle no matter the size. You'll make the first block for this quilt in a few hours. Then you'll perfect the technique so by the end of the class, you'll have multiple blocks done — perhaps enough for a table runner. You'll know how to continue making blocks for as large a quilt as you want.

#### *Circle of Friends Workshop:*

**When:** Wednesday, March 20, 10 AM – 3 PM Bring your own lunch and drink.

**Where:** Box Car Quilt Shop, Aubrey

**Cost:** \$55 workshop fee plus \$10 kit available from Dana at the workshop

Supply list will be sent out as fees are received. Contact Donna Gregory at [DQGWorkshops@gmail.com](mailto:DQGWorkshops@gmail.com), or sign up at the March meeting.



### Sunshine and Shadows—Dorothy Mathes

Carla H lost her father this past week, Teresa C lost her younger brother, and Dorothy M lost her cousin. Cheri N lost her mother.

Consider sending any of these folks your condolences. I know they would appreciate it.

Sunshine! Kathleen F has gone home and was even able to attend weddings! We're so happy for her! And she looks great! Way to go, Kathleen!


### WORKSHOPS COMING SOON:

April: **Diane Murtha**—Modified Quilt-As-You-Go: Cost \$42.50

May: **Tammy Silvers**—Faux Curved Piecing:  
(Cost: \$47 + \$12 Pattern) \*May Workshop location:  
Denton Administrative Courthouse (Room 2020).

June: **Dorene Joyce**—Undersea Creatures Collage : Cost; \$50

October: **Michele Markey**—Fabric Painting 101 / 102: Cost; \$50  
for each class (101 & 102)



## Raffle Quilt

Raffle tickets are still available, 6 for \$5. The drawing will be held on **May 21, 2024**, at the Denton Quilt Guild monthly meeting. Contact the Raffle Quilt Committee at [DQGRaffleQuilt@gmail.com](mailto:DQGRaffleQuilt@gmail.com), or any guild member if you'd like to purchase tickets.

This year's raffle quilt is entitled Elephant Walk, measures 57" x 65", and is a whimsical beauty in luxurious Kaffe Fassett fabrics. This lovely quilt was made, pieced, and bound by guild members, including Annette Johnson, Sandy Kristoferson, Marilyn McWilliams, Charlotte Rutland, Carla Hamm, Sarah Schermerhorn, and Terri Vogds, and beautifully quilted by Fran Dornan of **Fran's Gotcha Covered Quilting**.

## Open Board Positions

The Guild's fiscal year runs from April 1 through March 31. Executive Board positions can only be held for 2 consecutive years. Other board positions also change. That means some of our important jobs will be opening up next month (or already have!) If you're interested—then consider volunteering—it's a lot of fun, and you get to have a bigger role in steering what we do as a guild! Join us!

Open positions (open or starting in April) include: Workshops Coordinator, Programs Chair, Librarian, and Raffle Quilt Coordinator. Speak with our Guild President, Claudia Kopel!



Many of us love to personalize our beloved machines. Noreen Geer recently collaborated with her dear friend, professional artist and web designer, Sherry Bradford, to give her Pfaff a makeover. Sherry created this wonderful design, then produced decals to fit the machine. Noreen was thrilled, and other folks have asked, so she wanted to let us know where the idea came from and how to do the same thing. Sherry has a website, and you can check it out if you're interested!

Sew Playful – Dress My Sewing Machine  
([merrysherryscreations.com](http://merrysherryscreations.com))

# Community Outreach Plans for 2024 — Sher Harnish

**2024 Donation Start-Up:** Our goal for donation quilts in 2024 is 560 quilts. Although we typically exceed this, we're never sure how many QOVs might be awarded in any given year or how many National Adoption Day quilts will be needed. This can cause our donation number to fluctuate, so we establish a goal that's within reach. So far this year we've distributed 46 quilts, with 20 more ready to go to Graduating Seniors next month.

**Graduating Senior Quilts:** As a Guild, we signed up to donate 10 quilts for senior high school students in foster care who are graduating in May. Guild members and others have been very generous - we have 20 large throws/twin-sized quilts to donate! We strive to make these quilts gender neutral so that they can be used with any graduating senior. Kim Martin, Region 3 Coordinator for the Graduating Seniors Project, will be at our March meeting where the quilts will be on display. Come see what we've been able to contribute to this worthy cause.

**What's What?** Members have asked what's the difference between the Guild Initiative, the Kid Kwilt Challenge, and a Guild Challenge. Here's the scoop.

Each year we present a **Guild Initiative** at an early DQG meeting. This is a simple block that all members of the Guild are invited to make. We supply the pattern/instructions and ask that you use your own scraps to make as many of the blocks as you like. This is a fun activity for both beginners and experienced quilters. We collect the blocks at each meeting then Kids' Bee assembles them into scrappy tops that become donation quilts. You'll see a couple of our recent bowtie block quilts in the display for Graduating Seniors. We get blocks from members and friends of members - anyone can contribute blocks toward the Initiative.

The **Kid Kwilt Challenge** is an annual activity open to members. Often, we offer a FQ of fabric which must be incorporated into a finished quilt. OR, as we did this year, a pattern that must be used or adapted to build your finished quilt. These quilts are due at the November meeting and are displayed at the December Holiday Potluck. Those who participate are eligible for a drawing for a sewing machine donated by the Denton Sewing Center, as well as gift certificates from various local shops. Any member can take part, prizes are given out.

The **Guild Challenge** involves making a small wall hanging art quilt based on a designated theme. This is open to any member, and typically has an early Fall deadline as these art quilts are displayed for the public at the Denton Arts and Jazz Fest in October. The finished works are also displayed at the next DQG meeting for members to see. On occasion, these Guild Challenge pieces may be displayed to the public elsewhere. This activity is particularly popular as it allows an avenue for artistic, creative, imaginative work outside the realm of traditional quilting.

You can take part in just one or in all of the activities above. Details and applicable instructions are available online at the [DQG website](#) or [Facebook page](#).



## Updated Community Outreach Finished Quilt Size Chart

Community Outreach	Agencies	Recipients	Approx. Sizes	Recipients/other notes
Kids' Bee (Kid Kwilts)  KK also organizes the Annual KK Challenge & our yearly Guild Initiative.	Woman to Woman Pregnancy Resource Center	Newborns	36x44" min up to 40x50"	Mothers completing health, childbirth, and parenting classes are given a layette set which includes one of our quilts.
	Community Partners of Denton County (CPS Rainbow Rooms in Denton, Lewisville and Carrollton)	1-12 yo	40x50" min. up to 55x60"	Comfort quilts for those children first going into foster care.
	Cumberland Presbyterian  Children and Youth Services	12-18 years  Teens	50x70" min., up to 60x72"  Twin size if possible, can be up to 70x90"	Longer term residential programs for older children, sometimes with families and single parents.
	National Adoption Day  Nationwide, annual event in November.	1-18 yo	All sizes needed  We set aside 35-40	Most adoptees are 2-10 years old, with a few tweens and teens. Equal distribution of boys and girls.
	Nursing homes & hospice agencies  Hearts for Homes	Elders	40-45" square  Lap quilts mostly  Larger twins go to H4H.	Any larger get caught in wheel-chairs. H4H supports low income, struggling elderly.
	Graduating Seniors in CPS  Due in late March each year.	Late teens	50x70" min.  Max. 65x80" ish	Teens in foster care who are graduating high school. Gender neutral colors and fabrics a must.
CASA Bee	Court Appointed Special Advocate caseworkers	1-18 yo, mostly 6-12 yo	All sizes, see above	For other adoptions occurring throughout the year.
Quilts of Valor Bees	Red-White-Blue Bee (also Vet Court)  Lone Star Broads Bee  (Our two Bees are recognized as official QOV providers by the national QOV Foundation.)	Military veterans, all branches	Recommended size 60x80" *  (*Min. 55x65" Max. 72x90"*)	*The QOV Foundation has specific guidelines and sizes. Please go to their website for more details. <a href="https://www.qovf.org">https://www.qovf.org</a>  These do not have to be red-white-blue, though many vets delight in this.

Sizes are approximate, except for QOV. Community Outreach will gladly accept and distribute any quilts you have to donate.

## Save the Date — Day Retreat Fund Raiser

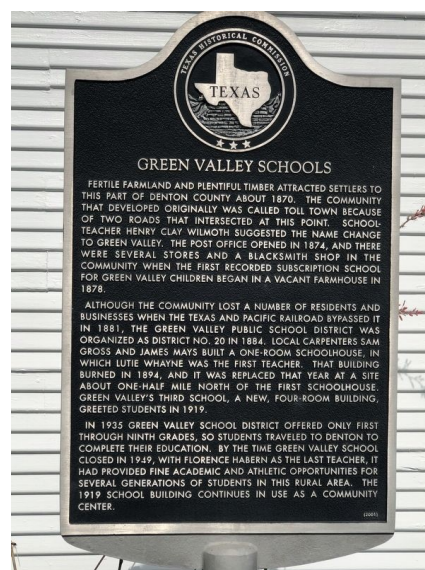
Fund raising day retreat for the Green Valley Historical Society, and their restored schoolhouse that allows volunteers to work on Quilts of Valor.

June 6, 7, & 8, 2024

For information contact:

Cathy Poethke: 214-763-9514 or Shareen Howard: 940-902-4789

[Green Valley School Restoration \(youtube.com\)](https://www.youtube.com/watch?v=...)



## 2024 Retreats—Registration Process

Please download the [2024 Retreats Registration Form](#) for additional information and registration instructions for the guild's FOUR retreats for 2024. Additional information about the retreats may also be available by contacting [DQGRetreats@gmail.com](mailto:DQGRetreats@gmail.com).

The Denton Quilt Guild is a nonprofit organization that is dedicated to furthering the art and science of quilting, and to further the ideas and abilities of its members. We work to foster an interest in quilting, and act as a forum where members can exchange ideas and interact with both local and international experts through both talks and workshops.

Membership is open to anyone interested in quilts or quilting and runs from April 1 to March 31. Annual dues are \$35. Members receive 12 newsletter issues per year, a directory, have use of the guild library, and enjoy monthly meetings and special events.

*Loose Threads* is the newsletter of the Denton Quilt Guild. It is published the first week of each month. The deadline for submissions is the 3rd Sunday of each month.

We welcome your contributions of short articles, helpful hints, news about our members, or anything of general interest to our membership.

Contact the newsletter at [newsletter@dentonquiltguild.org](mailto:newsletter@dentonquiltguild.org)

Editor: Juliet Thomas

## TWITCH BROADCAST

If you can't make a guild meeting, now we are sending out a professionally produced live video stream for you to watch online.

Much easier than Zoom, this is available on a simple website. You can access it from any browser (even on your phone or tablet).

Our professional video streaming producer is the awesome Kyle Denton, and the internet service is called "Twitch." It's very similar to a live YouTube.

Just go to: [twitch.tv/dentonquiltguild](https://twitch.tv/dentonquiltguild)

Keep in mind that the Twitch stream is meant for our guild members only — please don't post the link in a public forum.



## Storybooks and Quilts To Go — Sarah Schermerhorn

The guild was contacted by a lead teacher at the UNT Center for Young Children in February to help them learn more about their studies on fiber, particularly quilting. One of our storybook projects, The Piñata Quilt, was the one that they requested. I delivered the quilt and The Piñata Quilt book to the 3, 4, and 5 year olds' lead teacher, Ms Seda Turk, for her to read to her class and show them the quilt. She and I discussed an activity for her class to do "hands on" and I returned a few days later to talk about how quilts go together and I showed them a baby quilt that I had made recently. They then each made a small 4 patch, choosing from precut squares I brought with me. We layered them, discussing each layer as we went. I took them home, sewed them together and returned that afternoon with their finished little "mini quilts"! Seda told me they had been excited all day about seeing what I would bring back to them.

It was a really fun day for me and a whole new group for our Community Outreach!





## MARCH SNACK TABLE

Tina Hilton and Mary Ellen Mitchell

Danella Hitri	Gloria Jackson	Lisa Kennon
Dorothy Hodges	Donna Jambor	Tammy Kinley
Linda Holley	Kennye Jarrett	Leigh Kitchens
Dana Hornung	Amy Jensen	Nancy Kniatt
Michele Hornyak	Annette Johnson	Sheri Knott
Shareen Howard	Denise Johnson	Saska Koch
Stephanie Howard	Emanda Johnson	Claudia Kopel
Ahna Hubnik	Jill Johnson	Anna Kortekaas
Ginny Huntsberger	Becky Jordan	Judy Kriehn
Donna Mullen Irving	Jana Judkins	Sandy Kristoferson
Donna Jackson	Ann Karnes	



If your name is on the snack list, grab something yummy to bring and share!

Treats don't have to be sweet! People really enjoy savory snacks, too!

Drop off your contribution at the snack table near the kitchen, and don't forget to sign the snack contributor list on the table for a chance to win the snack table door prize—just for those who bring goodies!

## April Workshop Spotlight — Donna Gregory

Our April Workshop is **Diane Murtha—Modified Quilt-As-You-Go**

Diane says: "Think of this technique as two-step quilting. This class yields 25 perfect 4½" quilted blocks embellished with a variety of appliqué options, then assembled. Quilting thru each block and batting individually makes quilting easy for both new and experienced quilters alike – no bulk or awkward struggling with a large sandwiched quilt. A great project for increasing accuracy, as well as small space quilting, like retreats, or for me, my RV! Add backing fabric and the second step, quilting, and you are done. This technique can be used to create any size canvas that can be appliquéd in endless options. So much fun!"



Wednesday, April 17, at Box Car Quilts \$42.50 total (\$37.50 guild and \$5 Box Car)

Contact Donna Gregory at [DQGWorkshops@gmail.com](mailto:DQGWorkshops@gmail.com), or sign up at the guild meeting.