



April 2025, #577

President's Piece

Our new President, Debbie Nobles -

Happy New Year!

We begin our 43rd year as a guild this month and I am honored and very humbled to be the next in a long line of people who get to help lead this great group.

We have a deep rich history and look forward to a strong future.

One reason I love this guild so much is just how darn nice you all are. This is a group of very talented, smart and diverse people all united by the love of quilting...in whatever form that may be. I've worked with a lot of groups over the forty years I spent in education and this group is really something special.

So, thank you for being here and supporting this group with your gifts, talents and presence. We need you!

There are a couple little changes you will notice this month. We are moving the workshop sign-up table across the room by the membership table. Now that we use credit cards we need to have all money collection in one area. Hoping this makes it easier on everyone. (No more sprinting across the room!)

We are also going to close the sign up tables during the time the meeting or program is going on. Hoping that this makes it possible for everyone to hear and enjoy the program. (Thank you for bringing this to our attention)

(President's Piece continues on page 9)

Apr 2025



Program

All About the Guild
Guild Programs and Bees -
updates and introductions

Tuesday, April 15, 2025
6:30 PM social time, 7 PM meeting
Patterson-Appleton Arts Center

[Facebook Group](#)

[DentonQuiltGuild.org](#)

April Birthdays

3	Gayle B
6	Maxine M
12	Debbie P
13	Sheila McK
14	Michele H
14	Debbie N
19	Eileen S
23	Leann L
26	Debbe B
27	Judy R
28	Karin D
30	Nancy E



April Guild Meeting—Program

Meeting: Tuesday, April 15, 6:30 — 9 PM
Programs, Kathleen Carmona

Terry Mosher "The Life and Journey of a Male Quilter " Trunk Show

Terry has been quilting for over 30 years. He started with very traditional techniques (hand piecing, hand appliqué, and hand quilting), then transitioned to machine art quilts. He eventually achieved all the criteria to be in the Master's category for quilt show entries.

In 2006, he was invited to participate in a national exhibit titled "Men of Biblical Proportion" that traveled the country from 2005 - 2007. In 2009, he participated in Quilt Mania II, in an exhibit titled "Men of the Cloth in Dallas" along with three other male quilters. In 2015, he and his wife were featured in the French publication, Cronique Patchwork. Eventually, he returned to his traditional roots and started a 26-month journey to create the English paper pieced millefiori quilt pattern by Katja Marek.

In 2018, it was in the Millefiori Special Exhibit at the Texas Quilt Museum in LaGrange, Texas, featuring twelve millefiori quilts from quilters around the country. He spoke at the opening of the exhibit, telling his personal stories and about his journey as he created his millefiori quilt. Millefiori became a passion for him.

He has been teaching a variety of English paper piecing classes for many years, as well as presenting lectures, trunk shows, and workshops at quilt guilds. His quilting motto is, "Do what you love and love what you do!"

Bring to the Meeting

- Library books to return /exchange for new books
- Sweater or jacket (the air conditioning gets chilly!)
- Show & Tell items
- Completed outreach projects
- Checkbook or credit card for event registration
- Unwanted sewing-related items for the free table

APRIL SNACK TABLE

Tina Hilton

Leann L	Phyllis McC	Chris M
Tonya L	Kristine McC	Mandy M
Penny L	Dianne McG	Donna M
Ruth L	Freda McG	Charlene M
Winifred M	Sheila McK	Carol M
Katherine M	Marilyn McW	Sheryl M
Susan M	Darla M	Phyllis M
Kathy M	Sharyn M	Lynn N
Janice M	Maryellen M	Sherry N
Mary M	Marian M	Sue N
Stephanie M	Mary M	Debbie N
Dorothy M	Maxine M	Robin O
		Peggy O



If your name is on the snack list, grab something yummy to bring and share!

(Last Names L - O)

Fancy trying a new dish? Guild members are great guinea pigs!

Just drop off your tasty little contribution at the snack table near the kitchen.

Don't forget to sign the snack contributor list on the table for a chance to win the snack table door prize—just for those who bring goodies!

APRIL WORKSHOP

Claudia Kopel, Sandra Sirignano

Terry Mosher - Sashiko, Bojagi and Boro

If you've thought about learning Japanese Stitching, Korean Piecing and Boro Upcycling Patchwork, this workshop will teach you all of these techniques.

Terry will provide samples of each technique and all of the fabric for you to work with in the workshop. He has also added two other topics that relate to Sashiko stitching called Kawandi and Kantha.

We have some openings left, so please join us for a fun workday at Boxcar Quilts on Wed, April 16th from 10-4. Bring your own lunch. Cost is only \$35. Sign up at the meeting, or DQGworkshops@gmail.com



OUTREACH - Graduating Seniors Quilts

Sher Harnish



Did you have a hand in creating one (or more) of the **25** quilts in the guild's **Graduating Seniors** outreach program this year? If so, we're celebrating your contribution this month!

This wonderful program supports young people in foster care who are graduating from high school this Spring. As they graduate high school, they graduate out of CPS/foster care system, and move out into the world. Our members make them each a quilt to take with them as they start their independent lives.

One of our Region 3 Coordinators will be at the meeting to tell us more about this program and receive the quilts on behalf of the students. We want to briefly hold up all the quilts in one big display (won't that be a wonderful picture!) We'll need **25 quilt angels** to line up in front of and on the stage to hold up quilts. Will just take a moment. If you had a hand in one of these quilts, we'd love you to be a part of the picture, as well.

Also, this year CPS asked us to identify the quilt makers. Many of our quilts came in before we knew this and they didn't have names attached. So if you see a quilt you made up there, make sure to jump up and **add your name** to the paper label pinned to the back.



Last year's Graduating Seniors donations - there are even more this year!

Denton Quilt Guild – Community Outreach Overview/Quilt Size Chart – Sept 2024

Outreach Bees	Agencies	Recipients	Approx Sizes	Recipients; Other notes
Kid Kwilts Bee KK also organizes the Annual KK Challenge & yearly Guild Initiative.	Woman to Woman Pregnancy Resource Center	Newborns	36x44" min up to 40x50"	Mothers completing health, childbirth and parenting classes are given a layette set which includes one of our quilts.
	Community Partners of Denton County (CPDC maintains CPS Rainbow Rooms in Denton, Lewisville and Carrollton)	1-12 yo	40x50" min up to 55x60"	Comfort quilts for those children first going into foster care.
	Cumberland Presbyterian Children and Youth Services	12-18 yo Teens	Min 50x70 up to 60x72". Twin size if possible can be up to 70x90	Longer term residential programs for older children, sometimes with families and single parents.
	National Adoption Day Nation-wide, annual event in Nov.	1-18 yo	All sizes needed. We set aside 35-40.	Most adoptees are 2-10 years old, with a few tweens and teens. Equal distribution of boys and girls.
	Nursing homes & hospice agencies, Hearts for Homes	Elders	40-45" square Lap quilts mostly Larger twins go to H4H.	Any larger get caught in wheelchairs. H4H supports low income, struggling elderly.
	Graduating Seniors in CPS Due in late March each year.	Late teens	Min 50x70 Max 65x80 ish	Teens in foster care who are graduating high school. Gender neutral colors and fabrics a must.
	Sleep in Heavenly Peace, Denton Chapter (this is a nation-wide organ.)	3-17	Min 50x70 up to 60x72	SHP makes twin beds for needy youth without their own bed
CASA Bee	Court Appointed Special Advocate caseworkers	1-18 yo, mostly 6-12yo	All sizes, see above	For other adoptions occurring throughout the year.
Quilts of Valor Bees	Red-White-Blue Bee (also Vet Court) Lone Star Broads Bee (Our two Bees are recognized as official QOV providers by the national QOV Foundation.)	Military Veterans, all branches	Recommend size 60x80 * (*Min 55x65 Max 72x90*)	*The QOV Foundation has specific guidelines and sizes. Please go to their website for more details. https://www.govf.org Quilts do not have to be red-white-blue, though many vets delight in this.
Sizes are approx, except for QOV. Community Outreach will gladly accept and distribute any quilts you have to donate.				

2025 Guild Initiative - Pop Stick Blocks

Denton Quilt Guild - 2025 Guild Initiative - Pop Stick Blocks


This year we're making Pop-Stick blocks. Easy peasy black and white blocks with a pop of color. Plus you make two blocks at the same time! Make as many as you like, turn them in at any meeting or at Kid's Bee. A selection of B&W scraps is available at the Kids Kwilt table.

- 1) Make two 13" scrappy blocks, using small to medium scraps of several different fabrics. Two blocks should be
 - One black with white patterns
 - One white with black patterns
- 2) Stack your blocks on top of each other, right sides up
- 3) Using your rotary cutter, make a diagonal slice through Both blocks, but not on the true diagonal, make your cut off center between any two opposing or adjacent sides. It can be a long or short slice. Stay 1" from the corners.
- 4) Cut 2 1 1/2" solid colored strips 3" longer than your slice. These strips should be WOF, not on the bias. Use flat solid or tone on tone fabrics that read as solid.
- 5) Unstack your slices and rearrange so that each block now has a dark side and a light side.
- 6) Align & sew the colored strips between the two opposing sides. Pin to keep the bias edges of the black and white triangles from stretching.
- 7) Press seams to one side. Trim to 12 1/2" blocks. Turn in at the Kid's Kwilt table at any meeting.

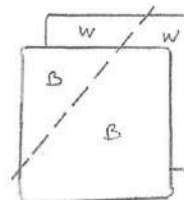
1) White with Black



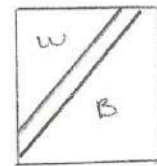
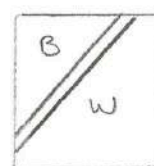
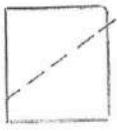
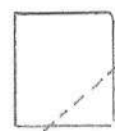
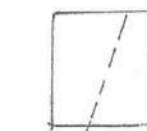
Black with White



2 & 3)



5 & 6)





Renew your membership by **April 15** in order to make sure your details are included in the members section of the new guild directory!

You can find the membership form on the last page of this newsletter. Print and fill it out and save yourself a little time at the meeting - fees can be paid by cash, check or card.

CONTINUING EDUCATION

Karen Crozier

Our first Continuing Education event of the guild year is coming up! Join us on June 7th from 1–4 pm at Minding My P's and Q's for a hands-on session with Karen Crozier (our new Continuing Education Chair), who will be presenting Faux Flange Binding.

These events are a great way to learn something new in a fun, relaxed setting—and they're just \$5 each! Sign-up starts at the April 15th general meeting.

We're also looking for guild members who'd like to volunteer to teach a session and share a favorite skill or technique with the group. Upcoming dates available are August 16th and September 6th. Got an idea? We'd love to hear from you!

TWITCH BROADCAST

If you can't make it to a meeting, we now send out a live video stream (professionally produced) to watch online.

Much easier than Zoom, this is available on a simple website you can access from any browser (even on your phone or tablet). Our professional video streaming producer is the awesome Kyle Denton, and the internet service is called "Twitch." It's very similar to a live YouTube video.

Just go to: twitch.tv/dentonquiltguild. Keep in mind that the Twitch stream is meant for our guild members only — please don't post the link in a public forum.

TELL US!

We want to hear from you!
Keep an eye on your inbox—soon we'll be sending out a short survey.

What do you love about the guild? What could be better? What are we missing? What would make your experience even more fun and rewarding?

Help us shape future programs, events, and activities—so we can make the guild the best it can be for you.

Thanks in advance for sharing your ideas!

WE WANT
YOUR
FEEDBACK

SPECIAL MAY WORKSHOP

Caricature Portrait Quilts

Sher Harnish, Emanda Johnson

May 3, 10a-2p, at Minding My Ps and Qs,
[No cost to register](#)



This is a fusible applique project using a wide variety of novelty prints and embellishments. Templates for basic face shape, hair styles, neck and shoulders, plus facial features will be provided (from Quilter's Yearbook by Amy Bradley Designs). You can use the templates or adapt them or make your own.

Workshop time is sufficient to construct the face and begin quilting the piece. This is a fun, creative process without boundaries or restrictions. No quilt Police!

Materials List:

You'll need a 16x20 background foundation to build your portrait. This can be a single whole piece of fabric or a patch worked background. Think of contrast between background and face/hair. White face, white hair, on white background will not be effective.

Fabrics or face/neck - skin tone or other suitable fabrics, doesn't need to be a solid color, light batiks, pale tone on tones, some patterned prints may work well.

Fabrics for hair: solids, prints, fussy cut images or novelty prints.

Bits and pieces for glasses, shirt tops/collars, accessories.

Fusible web, approx 1/2 yd.

Backing and lightweight batting.

Neutral threads for simple channel quilting the piece.

Black thread for outlining main features after quilting.

Black fabric pen for highlights and drawing facial features.

Sewing machine and all your favorite cutting tools.

Small sharp scissors are a must.

Small iron and ironing pad if you have one.

Boxes of scraps will be provided for your scavenging pleasure.



March Meeting Minutes

The meeting was called to order at 7 pm by Claudia Kopel.
A quorum was present with 96 members and 6 guests.

Claudia thanked the membership for supporting her during her presidency.

The newly elected officers beginning their two year term beginning in April are:

Debbie Nobles—President

Kathleen Carmona— 1st Vice President

Charlene Morrison—2nd Vice President

Sherrill Johnson—Secretary

Nonie Phillips will serve as Parliamentarian

Committee Updates:

Community Outreach needs help binding quilts. The challenge block for this year is a portrait block. Sher Harnish and Emanda showed examples and explained the project. There is a workshop May 3 at Minding My Ps and Qs to work on these blocks.

Day Retreat is April 3-5 at Boxcar Quilts.

Sarah Schermerhorn showed the newest Storybook Quilt. There are now 74 Storybook Quilts in the collection.

A request was made for a volunteer to head the Continuing Ed Committee. Karen Crozier volunteered.

Nonie Phillips introduced the program: Disappearing Blocks

Members shared quilts at Show and Tell.

Door Prizes were awarded.



A New Bee - for New Members!

This bee is designed to welcome new members into the guild, help you meet other members in a small environment, and assist with advice on projects.

You are welcome to bring handwork. Contact Nonie if you need to bring your machine as space is limited.

The New Members Bee will normally be held the Sunday following the monthly Meeting from 2-4pm at the home of Nonie Phillips (for now).

RSVP Nonie Phillips 940-390-2347

President's Piece (continued)

We also need to approve minutes from the prior meeting at the beginning of the business meeting. The minutes are published in the newsletter and it will save time if everyone can read those before the meeting so we can "approve as read".

(Got to keep us legal and transparent!)

If you have suggestions or ideas for anything for the good of the group, please let anyone on the board know!

Enjoy the meeting, the board members have been working hard to make our time together well worth your time. So bring a sweater (we can't control the air) and car pool if possible (we know parking is a problem... working on it) and we will see you April 15!

Love you to pieces!

Debbie

March Meeting Photos

Emanda Johnson




March Meeting Photos

Emanda Johnson



March Meeting Photos

Emanda Johnson



March Meeting Photos

Emanda Johnson



March Meeting Photos

Emanda Johnson



March Show & Tell

Emanda Johnson



March Show & Tell

Emanda Johnson



March Show & Tell

Emanda Johnson



2025-2026 Denton Quilt Guild Membership

Deadline is April 16, 2025 to be included in the directory.

Choose one: ☐ New Member ☐ Renewing Member

☐ No changes to info ☐ No longer have a home phone

Name

Home phone

Cell phone

Street address

City

State

ZIP code

Mailing address (if different)

E-mail address

The monthly newsletter will be emailed to you.

Birthdate - Month

Day

VOLUNTEER!

Occasionally, committees need to call on members for staffing a booth or other small time-commitments; please indicate below which committees you are interested in assisting.

<input type="checkbox"/> Advertising	<input type="checkbox"/> Alternative Gifts Fair	<input type="checkbox"/> Continuing Ed	<input type="checkbox"/> Holiday Party
<input type="checkbox"/> Hospitality	<input type="checkbox"/> Kid Kwilts	<input type="checkbox"/> Library	<input type="checkbox"/> Membership
<input type="checkbox"/> Newsletter	<input type="checkbox"/> Outreach	<input type="checkbox"/> Photographer	<input type="checkbox"/> Programs
<input type="checkbox"/> Raffle Quilt	<input type="checkbox"/> Retreats	<input type="checkbox"/> Secretary	<input type="checkbox"/> Workshops
<input type="checkbox"/> Snack Table	<input type="checkbox"/> Storybooks To Go	<input type="checkbox"/> Sunshine & Shadow	

Annual membership

\$35

Extra membership card(s)

\$1 each

Make check payable to **Denton Quilt Guild**. Send form & payment to:

Deborah Viso

3709 Fallmeadow St., Denton, TX 76207

To pay with a **credit card**, call Deb at 972-333-3717

Questions: membership@dentonquiltguild.org

updated 3/27/25