



OUR TALENTED MEMBERS

March in DFW? Time for the Dallas Quilt Show!

The guild is celebrating a fantastic weekend at The Dallas Quilt Show, the largest volunteer-driven quilt show in the nation. There may be other members on the winners' lists, but currently, we know:

Tonya Littmann

"I Scream for Ice Cream," earned 3rd place in the Open Division: Pictorial Quilt category. She also received two Honorable Mentions in the Open Division: Other Techniques category for "Peacock Butterfly" and "The Lastest Buzz."



Karen Crozier

Karen took two awards in the Artisan Division: Two-Person Wall Quilts category. Her quilt, "United Squares of America," earned her a 3rd place ribbon, while "Denton Temperatures 2023" received an Honorable Mention.



Judy Kriehn

Judy took the spotlight in the Show Chair Division: Show Chair's Theme category, where her quilt, "Quilting is AWESOME," won 1st place as her interpretation of this year's theme, "Quilting is My Superpower."



Mar 2025



Program

All About the Guild
Guild Programs and Bees - updates and introductions

Tuesday, March 18, 2025
6:30 PM social hour, 7 PM meeting
Patterson-Appleton Arts Center

[Facebook Group](#)

[DentonQuiltGuild.org](#)

March Birthdays

- 3 Sheryl M
- 4 Lisa K
- 6 Dawn D
- 6 Kathy G
- 11 Anna K
- 13 Dorothy M
- 15 Terry P
- 15 Wendy W
- 18 Cindy F
- 20 Lee B
- 20 Kathleen F
- 20 Katherine M
- 20 Dawn S
- 21 Val S
- 22 Gloria J
- 23 Marian M
- 24 Sharon T
- 25 Kim A

March Guild Meeting—Program

Meeting: Tuesday, March 18, 6:30 – 9 PM
Programs, Nonie Phillips



Julie Cohagan - "The Magic Disappearing Blocks"
Trunk Show and Disappearing Block Process.



At this month's Denton Quilt Guild meeting, we'll dive into the idea of the "Disappearing Block". Have you ever seen a quilt block magically transform into something entirely different? That's the beauty of Magic Disappearing Block patterns! This month, we're excited to welcome block magician Julie Cohagan, who will take us on a creative journey through these clever and mesmerizing piecing techniques.

Magic disappearing blocks start with a simple, familiar design—like a nine-patch or pinwheel—but with a few strategic cuts, rotations, and rearrangements, they transform into intricate, unexpected patterns. The result feels almost like sleight of hand, as if the original block vanishes before your eyes, replaced by something completely new.

Whether you're looking for a fresh way to use up scraps or want to add stunning complexity to your quilts with minimal effort, this technique offers endless possibilities. Join us to discover the magic for yourself!

Join us for an evening filled with stories, stitches, and plenty of inspiration! Julie will also be leading a workshop on Wednesday to give us a chance to try a little sleight of hand for ourselves!

Bring to the Meeting

- Library books to return and exchange for new books
- Sweater or jacket (the air conditioning gets chilly!)
- Show & Tell items
- Completed outreach projects
- Checkbook or credit card for event registration
- Your unwanted sewing-related items for the free table

Denton Quilt Guild – Community Outreach Overview/Quilt Size Chart – Sept 2024

Outreach Bees	Agencies	Recipients	Approx Sizes	Recipients; Other notes
Kid Kwilts Bee KK also organizes the Annual KK Challenge & yearly Guild Initiative.	Woman to Woman Pregnancy Resource Center	Newborns	36x44" min up to 40x50"	Mothers completing health, childbirth and parenting classes are given a layette set which includes one of our quilts.
	Community Partners of Denton County (CPDC maintains CPS Rainbow Rooms in Denton, Lewisville and Carrollton)	1-12 yo	40x50" min up to 55x60"	Comfort quilts for those children first going into foster care.
	Cumberland Presbyterian Children and Youth Services	12-18 yo Teens	Min 50x70 up to 60x72". Twin size if possible can be up to 70x90	Longer term residential programs for older children, sometimes with families and single parents.
	National Adoption Day Nation-wide, annual event in Nov.	1-18 yo	All sizes needed. We set aside 35-40.	Most adoptees are 2-10 years old, with a few tweens and teens. Equal distribution of boys and girls.
	Nursing homes & hospice agencies, Hearts for Homes	Elders	40-45" square Lap quilts mostly Larger twins go to H4H.	Any larger get caught in wheelchairs. H4H supports low income, struggling elderly.
	Graduating Seniors in CPS Due in late March each year.	Late teens	Min 50x70 Max 65x80 ish	Teens in foster care who are graduating high school. Gender neutral colors and fabrics a must.
	Sleep in Heavenly Peace, Denton Chapter (this is a nation-wide organ.)	3-17	Min 50x70 up to 60x72	SHP makes twin beds for needy youth without their own bed
CASA Bee	Court Appointed Special Advocate caseworkers	1-18 yo, mostly 6-12yo	All sizes, see above	For other adoptions occurring throughout the year.
Quilts of Valor Bees	Red-White-Blue Bee (also Vet Court) Lone Star Broads Bee (Our two Bees are recognized as official QOV providers by the national QOV Foundation.)	Military Veterans, all branches	Recommend size 60x80 * (*Min 55x65 Max 72x90*)	*The QOV Foundation has specific guidelines and sizes. Please go to their website for more details. https://www.govf.org Quilts do not have to be red-white-blue, though many vets delight in this.
Sizes are approx, except for QOV. Community Outreach will gladly accept and distribute any quilts you have to donate.				

2025 Guild Initiative - Pop Stick Blocks

Denton Quilt Guild - 2025 Guild Initiative - Pop Stick Blocks

This year we're making Pop-Stick blocks. Easy peasy black and white blocks with a pop of color. Plus you make two blocks at the same time! Make as many as you like, turn them in at any meeting or at Kid's Bee. A selection of B&W scraps is available at the Kids Kwilt table.

- 1) Make two 13" scrappy blocks, using small to medium scraps of several different fabrics. Two blocks should be
 - One black with white patterns
 - One white with black patterns
- 2) Stack your blocks on top of each other, right sides up
- 3) Using your rotary cutter, make a diagonal slice through Both blocks, but **not on the true diagonal**, make your cut off center between any two opposing or adjacent sides. It can be a long or short slice. Stay 1" from the corners.
- 4) Cut 2 1 ½" solid colored strips 3" longer than your slice. These strips should be WOF, not on the bias. Use flat solid or tone on tone fabrics that read as solid.
- 5) Unstack your slices and rearrange so that each block now has a dark side and a light side.
- 6) Align & sew the colored strips between the two opposing sides. Pin to keep the bias edges of the black and white triangles from stretching.
- 7) Press seams to one side. Trim to 12 ½" blocks. Turn in at the Kid's Kwilt table at any meeting.

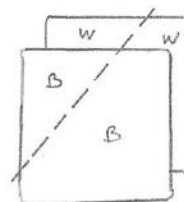
1) White with Black



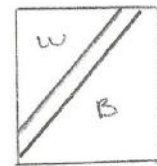
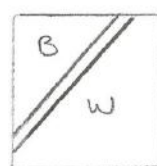
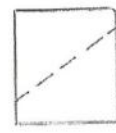
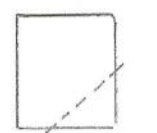
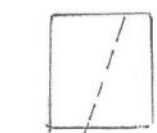
Black with White



2 & 3)



5 & 6)





Working on twin sized quilts for graduating seniors in foster care? Last day to turn in your contribution is **March 30**.

DQG members can turn in at meetings or drop off to Sher. You can also drop off at Minding My Ps&Qs anytime.

Renew your membership before April 15 to ensure your details are included in the members section of the new guild directory!

You can find the membership form on the home page of our website. Print and fill it out and save yourself a little time at the meeting - fees can be paid by cash, check or card.

Here's the direct link to the form:

https://dentonquiltguild.org/DQGMembershipForm2025-2026_fillable.pdf

CALLING ALL QUILT ANGELS!!

THANK YOU to everyone for helping to hold quilts for our speakers! We could really use your ongoing help. If you can volunteer to help hold, fold, and assist a speaker with packing up, please speak up. Sometimes there are a lot of quilts to handle; during a recent meeting there were 30! Many hands make light work, so if you can be an Angel, it would be greatly appreciated!

TWITCH BROADCAST

If you can't make it to a meeting, we now send out a professionally produced live video stream for you to watch online.

Much easier than Zoom, this is available on a simple website. You can access it from any browser (even on your phone or tablet). Our professional video streaming producer is the awesome Kyle Denton, and the internet service is called "Twitch." It's very similar to a live YouTube video.

Just go to: twitch.tv/dentonquiltguild. Keep in mind that the Twitch stream is meant for our guild members only — please don't post the link in a public forum.

February Meeting Photos

Prissy Roberson & Emanda Johnson




February Meeting Photos

Prissy Roberson & Emanda Johnson




February Meeting Photos

Prissy Roberson & Emanda Johnson





February Meeting Photos

Prissy Roberson & Emanda Johnson



February Meeting Photos

Prissy Roberson & Emanda Johnson



February Show and Tell Prissy Roberson & Emanda Johnson

