

The Quilters, now streaming on Netflix

Award-winning filmmaker Jennifer McShane brings us this powerful 32-minute documentary set inside a Missouri maximum-security prison. This moving film follows a group of incarcerated men who find healing and purpose through quilting—creating vibrant, hand-sewn gifts for foster children in their community.


The Quilters captures the daily life of this extraordinary sewing circle, revealing how creativity, collaboration, and care can thrive even in the harshest conditions. With donated fabric, locked-up scissors, and fierce pride in their work, the inmates stitch together not only quilts but a sense of self-worth and connection to the outside world.

Uplifting, emotional, and deeply human, The Quilters is a celebration of transformation through art. Don't miss this remarkable story of community, resilience, and the quiet power of making something beautiful.

[Click HERE to watch the trailer](#)



May 2025



Program

All About the Guild
Guild Programs and Bees -
updates and introductions

Tuesday, May 20, 2025
6:30 PM social time, 7 PM meeting
Patterson-Appleton Arts Center

[Facebook Group](#)

[DentonQuiltGuild.org](#)

May Birthdays

- | | |
|----|------------|
| 3 | Nonie P |
| 5 | Laura C |
| 8 | Sylvia C |
| 9 | Kathleen C |
| 10 | Kathy W |
| 22 | Joronda C |
| 23 | Linda C |
| 25 | Diane H |
| 25 | Joan S |
| 28 | Vickie W |
| 28 | Sheri K |
| 29 | Glenna H |



May Guild Meeting—Program

Meeting: Tuesday, May 20, 6:30 — 9 PM
Programs, Kathleen Carmona

Cynthia England “Creating a Pictorial Quilt”

An entertaining presentation showing the process of creating pictorial quilts using Cynthia’s original “Picture-piecing” technique. Enlarging the design, fabric selection, and organizational methods are discussed in detail. A question and answer session to follow.

Experimentation with quilting techniques led her to develop her own unique style and technique called, "Picture Piecing". Cynthia’s quilts have been honored with many awards, including three Best of Shows at the prestigious International Quilt Association, as well as Viewer's Choice at the American Quilter’s Society. Her quilt, Piece and Quiet was distinguished as one of the Hundred Best Quilts of the 20th Century.

Cynthia England is a native Houstonian and graduate of the Art Institute of Houston and has been creating quilts for more than forty years.



Bring to the Meeting

- Library books to return /exchange for new books
- Sweater or jacket (the air conditioning gets chilly!)
- Show & Tell items
- Completed outreach projects
- Checkbook or credit card for event registration
- Unwanted sewing-related items for the free table

MAY SNACK TABLE

Tina Hilton

Mimi P
Ann P
Terry P
Ellen P
Nonie P
Cathy P
Jacque P
Judy R
Lucy R
Debra R
Kristin R
Prissy R
Kathy R

Michele R
Jean Ellen R
Judy R
Mary R
Barbara R
Charlotte R
Yvette S
Joan S
Paula S
Dawn S
Eileen S
Diana S

Sarah S
Kathy S
Deb S
Ruth Ann S
Peter S
Val S
Diana S
Lynn S
Becky S
Sandra S
Cindy S
Sotella S
Vicki S



If your name is on the snack list, grab something yummy to bring and share!

Fancy trying a new dish? Guild members are great guinea pigs!

Just drop off your tasty little contribution at the snack table near the kitchen.

Don't forget to sign the snack contributor list on the table for a chance to win the snack table door prize—just for those who bring goodies!

MAY WORKSHOP May 21, 10-3, Box Car Quilts Claudia Kopel, Sandra Sirignano

Cynthia England Pictorial Quilts Workshop



Cynthia's most popular class... choose from two small landscapes kits. Both are 19 X 17 . No tracing involved; templates are preprinted onto freezer paper.

Fabric selection, organizational skills and construction methods will be addressed in class. Sewing machines and irons required.

<https://www.englanddesign.com>

Denton Quilt Guild – Community Outreach Overview/Quilt Size Chart – Sept 2024

Outreach Bees	Agencies	Recipients	Approx Sizes	Recipients; Other notes
Kid Kwilts Bee KK also organizes the Annual KK Challenge & yearly Guild Initiative.	Woman to Woman Pregnancy Resource Center	Newborns	36x44" min up to 40x50"	Mothers completing health, childbirth and parenting classes are given a layette set which includes one of our quilts.
	Community Partners of Denton County (CPDC maintains CPS Rainbow Rooms in Denton, Lewisville and Carrollton)	1-12 yo	40x50" min up to 55x60"	Comfort quilts for those children first going into foster care.
	Cumberland Presbyterian Children and Youth Services	12-18 yo Teens	Min 50x70 up to 60x72". Twin size if possible can be up to 70x90	Longer term residential programs for older children, sometimes with families and single parents.
	National Adoption Day Nation-wide, annual event in Nov.	1-18 yo	All sizes needed. We set aside 35-40.	Most adoptees are 2-10 years old, with a few tweens and teens. Equal distribution of boys and girls.
	Nursing homes & hospice agencies, Hearts for Homes	Elders	40-45" square Lap quilts mostly Larger twins go to H4H.	Any larger get caught in wheelchairs. H4H supports low income, struggling elderly.
	Graduating Seniors in CPS Due in late March each year.	Late teens	Min 50x70 Max 65x80 ish	Teens in foster care who are graduating high school. Gender neutral colors and fabrics a must.
	Sleep in Heavenly Peace, Denton Chapter (this is a nation-wide organ.)	3-17	Min 50x70 up to 60x72	SHP makes twin beds for needy youth without their own bed
CASA Bee	Court Appointed Special Advocate caseworkers	1-18 yo, mostly 6-12yo	All sizes, see above	For other adoptions occurring throughout the year.
Quilts of Valor Bees	Red-White-Blue Bee (also Vet Court) Lone Star Broads Bee (Our two Bees are recognized as official QOV providers by the national QOV Foundation.)	Military Veterans, all branches	Recommend size 60x80 * (*Min 55x65 Max 72x90*)	*The QOV Foundation has specific guidelines and sizes. Please go to their website for more details. https://www.govf.org Quilts do not have to be red-white-blue, though many vets delight in this.
Sizes are approx, except for QOV. Community Outreach will gladly accept and distribute any quilts you have to donate.				

2025 Guild Initiative - Pop Stick Blocks

Denton Quilt Guild - 2025 Guild Initiative - Pop Stick Blocks

This year we're making Pop-Stick blocks. Easy peasy black and white blocks with a pop of color. Plus you make two blocks at the same time! Make as many as you like, turn them in at any meeting or at Kid's Bee. A selection of B&W scraps is available at the Kids Kwilt table.

- 1) Make two 13" scrappy blocks, using small to medium scraps of several different fabrics. Two blocks should be
 - One black with white patterns
 - One white with black patterns
- 2) Stack your blocks on top of each other, right sides up
- 3) Using your rotary cutter, make a diagonal slice through Both blocks, but not on the true diagonal, make your cut off center between any two opposing or adjacent sides. It can be a long or short slice. Stay 1" from the corners.
- 4) Cut 2 1 1/2" solid colored strips 3" longer than your slice. These strips should be WOF, not on the bias. Use flat solid or tone on tone fabrics that read as solid.
- 5) Unstack your slices and rearrange so that each block now has a dark side and a light side.
- 6) Align & sew the colored strips between the two opposing sides. Pin to keep the bias edges of the black and white triangles from stretching.
- 7) Press seams to one side. Trim to 12 1/2" blocks. Turn in at the Kid's Kwilt table at any meeting.

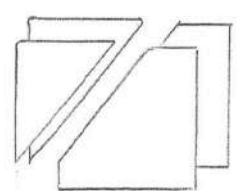
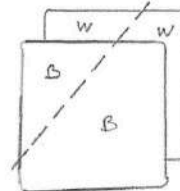
1) White with Black



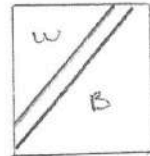
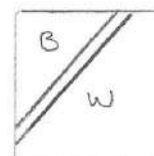
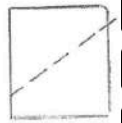
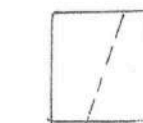
Black with White



2 & 3)



5 & 6)



CONTINUING EDUCATION CLASSES

Karen Crozier



Our first Continuing Education classes of the guild year are coming up!

Join us on June 7th from 1–4 pm at Minding My P's and Q's for a hands-on session with Karen Crozier (our new Continuing Education Chair), who will be presenting Faux Flange Binding.

Then, on August 16th, Sandy Calhoun Brawner will be teaching us to create Fancy Beaded Name Tags. Create this unique name tag with a little fabric, a touch of embroidery and bright and beautiful beaded fringe.

These events are a great way to learn something new in a fun, relaxed setting—and they're just \$5 each! Sign-up at the general meeting, or contact our Continuing Education Coordinator, Karen Crozier.

We're also looking for guild members who'd like to volunteer to teach a class and share a favorite skill or technique with the group. Upcoming dates available are September 6th. Got an idea? We'd love to hear from you!

TWITCH BROADCAST

If you can't make it to a meeting, we now send out a live video stream (professionally produced) to watch online.

Much easier than Zoom, this is available on a simple website you can access from any browser (even on your phone or tablet). Our professional video streaming producer is the awesome Kyle Denton, and the internet service is called "Twitch." It's very similar to a live YouTube video.

Just go to: twitch.tv/dentonquiltguild. Keep in mind that the Twitch stream is meant for our guild members only — please don't post the link in a public forum.

TELL US!

We want to hear from you!
Keep an eye on your inbox—soon we'll be sending out a short survey.

What do you love about the guild? What could be better? What are we missing? What would make your experience even more fun and rewarding?

Help us shape future programs, events, and activities—so we can make the guild the best it can be for you.

Thanks in advance for sharing your ideas!



April Meeting Minutes

The meeting was called to order at 7:00pm by Debbie Nobles. A quorum was present.

Debbie welcomed everyone. The first order of business was to approve the March Meeting Minutes, a motion was made and members voted to accept. Announcements following:

Room rearrangement to enable workshop and memberships to locate near the Treasurer to process payments. Time to renew membership. DQG has a very strong Board and are asking membership for feedback of Quilting interests. A survey will be coming in the next two weeks. DQG is looking for a room set up person or team since our temporary arrangements ends in April. Please let the board know if you know anyone. Read the newsletter and let Juliet if you have questions. Dallas Modern Quilt Guild has a raffle quilt in the back. The workshop tables will not take sign ups during the presentation to respect our speaker.

Treasurer – Kim Anger: New budget is complete, with a shortfall to correct after the Surplus Sale in April 2026. Please use the reimbursement forms along with a receipt.

Website – Juliet Thomas: The new website is now working. Email Juliet if you have issues. The pages from the old website is visible on the new one. More functionality will be added over time, it is a work in progress.

Newsletter – Juliet Thomas: Also, notify Juliet if you have trouble seeing the newsletter.

Community Outreach – Sher Harnish introduced Kim Martin, with the Day 1 program for our region, to present 25 quilts for 2025 for Graduating Foster Seniors (we pledge 14!) All the quilts were displayed to the members.

Newbie's Bee – Nonie Phillips: explained the Bee for new members, with a meeting Sunday 27th for this month only (due to Easter) at 2 to 4. Normally each meeting will be the Sunday following our monthly meeting at her house. She is in the directory.

Workshops – Claudia Kopel is asking for members to pay for the workshops when they sign up, where they can effectively fill slots. Terry Mosher will have a workshop Wednesday at Box Car Shasiko, Bojagi, Boro hand quilting.

Programs – Kathleen Carmona introduced Terry Mosher featuring hand finished quilts, workshop on Wednesday at Box Car. May is a landscape workshop. June will be Tonya Littmann. Additionally, Michelle Markey will have a workshop on Wednesday for those who have taken her previous workshops and have a project underway or needs help.

Continuing Education: Karen Crozier has arranged for a Continuing Ed class beginning June 7, Fauz Flange Binding at MPPQ.

Members shared show and tell. Door prizes were awarded. Meeting closed at 8:30pm

A New Bee - for New Members!




This bee is designed to welcome new members into the guild, help you meet other members in a small environment, and assist with advice on projects.

You are welcome to bring handwork. Contact Nonie if you need to bring your machine as space is limited.

The New Members Bee will normally be held the Sunday following the monthly Meeting from 2-4pm at the home of Nonie Phillips (for now).

RSVP Nonie Phillips (in the directory)

April Meeting Photos
Emanda Johnson



April Meeting Photos

Emanda Johnson



April Meeting Photos
Emanda Johnson



April Meeting Photos

Emanda Johnson



April Meeting Photos

Emanda Johnson




April Meeting Photos

Emanda Johnson




April Meeting Photos
Emanda Johnson




April Meeting Photos

Emanda Johnson




April Meeting Photos

Emanda Johnson



April Meeting Photos
Emanda Johnson



April Show & Tell

Emanda Johnson



April Show & Tell
Emanda Johnson

