



Renewal

March is our guild's official year-end. It seems appropriate, as March always feels like a month of renewal. The days grow longer, the light changes, and little signs of spring begin to appear everywhere. It's a season that reminds us that creativity, like nature, has its own cycles. Sometimes our sewing rooms are full of energy and ideas; other times we need a quiet pause before inspiration returns. Both are part of the process.

Quilting itself is a beautiful reminder that many different pieces can come together to make something meaningful. A quilt is rarely made from identical fabrics—its beauty comes from variety. In much the same way, our guild is made stronger by the wide range of members who gather here. Some of us have decades of quilting experience, while others are just beginning. Some love traditional piecing, others prefer art quilts, handwork, or simply the joy of learning something new.

That spirit of shared creativity is what makes a guild truly special. There is a place here for every quilter: those who want to learn, those who want to teach, those who want to volunteer, and those who simply enjoy being part of a creative community.

However you participate, your presence adds another unique piece to the quilt we are building together. And as spring arrives, it's a perfect time to celebrate the many ways we create, share, and support one another. We want you here. (So don't forget to renew your membership!)

Mar 2026
Program



Lucy Rees

Tuesday, Mar 17, 2026
6:30 PM social time, 7 PM meeting
Patterson-Appleton Arts Center

[Facebook Group](#)
DentonQuiltGuild.org

Mar Birthdays

- 2 Rose C
- 3 Sheryl M
- 4 Lisa K
- 4 Sheryl V
- 6 Dawn D
- 6 Kathy G
- 7 Leslie B
- 11 Anna K
- 12 Sherrill J
- 13 Dorothy M
- 15 Terry P
- 15 Wendy W
- 16 Juliana S
- 18 Cindy F
- 19 Terri D
- 20 Lee B
- 20 Vicki K
- 20 Katherine M
- 20 Dawn S
- 21 Val S
- 22 Gloria J
- 23 Marian M
- 25 Kim A

March Guild Meeting - Lucy Rees

A Journey With Friends

Meeting: Tuesday, Mar 17, 6:30 — 9 PM
Programs, Kathleen Carmona

Lucy is one of our own - a member of the guild, and a member of the Robson Ranch Material Girls - a group very dear to our hearts!

Lucy's quilting talent is diverse - her wool work has been seen everywhere from our bees to the AQS national show. Her hexies are legendary - she creates quilts from the structure of hexies to the free-form jellyfish seen here:



Lucy is bringing a trunk show of some of her favorite quilts, and will share her presentation - "A Journey With Friends".



March Workshop - Lucy Rees

Wool Yellow Rose

Workshops - Claudia Kopel, Sandra Sirignano

Box Car Quilts, Wednesday, Mar 18, 10 AM — 3 PM



TikTok

Our social media accounts are expanding - follow us on TikTok!
<https://www.tiktok.com/@dentonquiltguild>



MARCH SNACK TABLE

Tina Hilton, MaryEllen Mitchell

Carol C	Martha C	Karen C
Isabel C	Sylvia C	Priscilla D
Kathleen C	Tiffany C	Michael D
Angelia C	Rose C	Karin D
Lin C	Janet C	Sherry D
Patricia C	Cassie C	Nancy D
Kathi C	Marna C	Fran D
Anna C	Diane C	Doran D
Laura C	Linda C (1)	Terri D
Debbie C	Linda C (2)	Carolyn D
Kathi C	Joronda C	Dawn D



If your name is on the snack list, grab something yummy to bring and share!

Fancy making a new dish? Guild members are great guinea pigs!

Just drop off your tasty little contribution at the snack table near the kitchen.

Don't forget to sign the snack contributor list on the table for a chance to win the snack table door prize—just for those who bring goodies!

Membership Renewal Time

Deb Viso, Cindy Bickhaus

Our membership year runs from April 1 through Mar 31 - stop at the membership desk at the meeting, and renew your membership! Forms are available on the website, as well:



<https://dentonquiltguild.org/become-a-member>

Twitvh Broadcast

If you can't make it to a meeting, we broadcast a professionally produced live video stream to watch online.

Much easier than Zoom, this is available on a simple website you can access from any browser (even on your phone or tablet). Our professional video streaming producer is the awesome Kyle Denton, and the internet service is called "Twitch." It's very similar to a live YouTube video.

Just go to: twitch.tv/dentonquiltguild. Remember that the Twitch stream is meant for our guild members only — please don't post the link in a public forum.



Sew Delicious

Recipes from our members

At our last annual Christmas party, there were many requests for the recipes of the dishes we all brought and shared that evening. We now regularly share our members' favorite patterns - oops, recipes in the newsletter. If you have a recipe you'd like to share - we'd love to hear from you!

Send us an email: newsletter@dentonquiltguild.org

Funeral Potatoes - from Debbie Nobles

Super easy and ingredients are pantry/freezer items that can be ready anytime you need to bring a side dish to a funeral or something more fun ☺

2 pound bag of frozen Diced Hash Browns

1.5 cups sour cream

1 can Cream of Chicken soup (no water added)

1/2 cups melted butter

2 cups shredded Cheddar...or any cheese or mix of cheeses you like

Salt and pepper to taste...or any spices you like or dry Ranch seasoning 1-2 tsp.

Mix together and put in a 9x13 pan.

Top with

2 cups of crushed Ritz crackers...or any cracker or cornflakes mixed with

1/2 to 1 cup of melted butter

Bake at 350 for 40-45 minutes...until it looks browned and cheese is melted.

Endless variations...add diced ham or chicken or bacon and it's a main dish... throw in peas or other vegetables (frozen is easiest)...you can use other forms of frozen potatoes like shredded hash browns or tater tots. (Even a real regular potato can be diced and used....but why work so hard?) change soups...increase butter or sour cream...you can even use all fat free products to reduce calories.

Recipes continued on next page...

Sew Delicious (continued)

Recipes from our members

Lebkuchen Recipe (aka German Gingerbread) - from Cindy Bickhaus

This traditional Lebkuchen recipe comes to us courtesy of Chef Mirko Peters, the Executive Chef of the Uniworld Boutique River Cruise Collection.

INGREDIENTS:

3 cups flour

1 1/4 tsp. nutmeg

1/2 tsp. baking soda

1/2 tsp. allspice

3/4 cup packed brown sugar

1 cup dark molasses

1/2 cup mixed chopped candied fruits & peels

1 1/4 tsp. cinnamon

1/2 tsp. cloves

1 egg

1/2 cup honey

1/2 cup slivered almonds

LEMON GLAZE INGREDIENTS:

1 slightly beaten egg white

1 1/2 cups powdered sugar

1/2 tsp. finely shredded lemon peel

1 tbsp. lemon juice

dash of salt

DIRECTIONS:

Stir together dry ingredients.

In a separate bowl, beat the egg. Add the brown sugar and beat until fluffy.

Stir in honey and molasses and beat until well mixed.

Add dry ingredients to the mixture, stirring well until combined. Stir in nuts and fruits. Chill overnight.

Roll chilled dough on a floured surface into a 14-inch square.

Cut into 3 1/2 x 2" rectangles or use cookie cutters to form desired shapes.

Place 2" apart on greased cookie sheet and bake at 375°F for 12-14 mins.

Let cool 1 minute before moving to wire rack.

While Lebkuchen is baking, make the lemon glaze.

Combine all ingredients and mix well.

Brush glaze onto the cookies while they are still warm.

Community Outreach - Upcoming Events

Sher Harnish

Outreach is coordinating **Quilts for Graduating Seniors in Foster Care**. Any DQG member who is working on a twin sized quilt for one of these older teens, needs to **turn their finished quilt in by March 17, at this month's regular guild meeting**. This allows time for us to put a DQG label on the back. You are welcome to add your own label, with or without your name and an encouraging congratulatory message. Please, no bible quotes. We have no control over who gets our quilts and we serve a wide variety of faiths. Our Region 3 Coordinators will be picking up the quilts from Minding My Ps & Qs at the end of the month. Those who signed up individually on the Day 1 website to provide a quilt can drop their quilt off at MPQs no later than Mar 27. To our quilters - if you have a graduating senior quilt, please get it back soon so we can bind it in time to meet the deadline.



Guild Initiative: This year we're making **Wonky Churn Dash blocks**. Instructions are on the website and Facebook. These are purposefully Wonky and irregular, there is no 'right' way to make a block. Turn in your blocks at the Kids Kwilt Table at any DQG meeting. Blocks will be assembled into donation quilts by the Kid's Bee.

Our **Lone Star Broads** QOV group had a two day retreat this month, and together they produced **five** new Quilts of Valor.

Boot Scootin' Guild Challenge: In July 2026 the United States will celebrate the 250th anniversary of the signing of the Declaration of Independence. This is the Semiquincentennial. To honor this occasion, we're making an iconic Texas symbol, the cowboy boot. Cowboy boots symbolize the independence and spirit of the American West, representing a legacy of hard work, self-reliance and freedom. Challenge instructions can be found on the website or on FaceBook.

We will be displaying our boots at the October Arts and Jazz Fest for the community to enjoy.




Storybooks and Quilts to Go

Sarah Schermerhorn

“The Grouchy Ladybug “ was read to some sweet little people at Barnes and Noble on March 14. Thank you, Prissy Roberson, for taking these pictures.



Sarah will be taking “Peaceful Pieces“ to the Denton North Branch library next week for their display case. They are good customers of our storybook program so take a look if you’re there and thank the librarians for their support and interest.



Alternative Gift Fair

Dawn Scheffer, Nonie Phillips



The Alternative Gift Fair is one of our major fundraisers each year. Throughout the year, guild members create all kinds of fun, popular gift items to be sold in the guild's booth at the AGF in the fall.

It's also a really fun opportunity to try making those fun items you see on social media, or a pattern you've seen in a magazine. There are so many wonderful project ideas out there, and we all see things that we don't really need to *have*, but we just fancy *making*. The AGF is your PERFECT excuse to give those a try!

This year, on the [website](#), our [facebook](#) page and in the newsletter, we will be sharing links to videos and websites where you can find ideas for items to make. We will be collecting these items throughout the year at each Guild meeting.

We have monthly sew days at the **Green Valley School**, on the **FIRST TUESDAY of each month from 9-3**. Lunch is either on your own or we can decide as a collective. Beverages available for \$1 and coffee and tea is free of charge. Join Us!!

Here's some places to find DOZENS of fun ideas to try!

- Sew Can She - 70 Free Sewing Patterns to Make for the Craft Fair
[Click Here](#)
- Heather Handmade: 50 Amazing Sewing Projects to Sell
[Click Here](#)
- Gathered: Quick gift ideas: 40 easy sewing projects you can make fast
[Click Here](#)

The more the merrier! **Join us on April 7** for the next AGF Sew Day!

Surplus Sale

Sher Harnish, Prissy Roberson, Sarah Schermerhorn... and a cast of thousands!!

Our 2026 Surplus Sale was a **tremendous** success this year - providing extremely high quality fabrics, patterns, books, notions and even fully complete quilts to an eager community of buyers (as well as a major part of our operating budget for the coming year!)

This year's new Friday/Saturday schedule proved to be very popular with both volunteers and shoppers. Thankfully, patience was running high, as we moved hundreds of people through a checkout line that started forming almost immediately upon opening the sale. At one point, the line wrapped all the way around the Arts Center, and back to the checkouts!

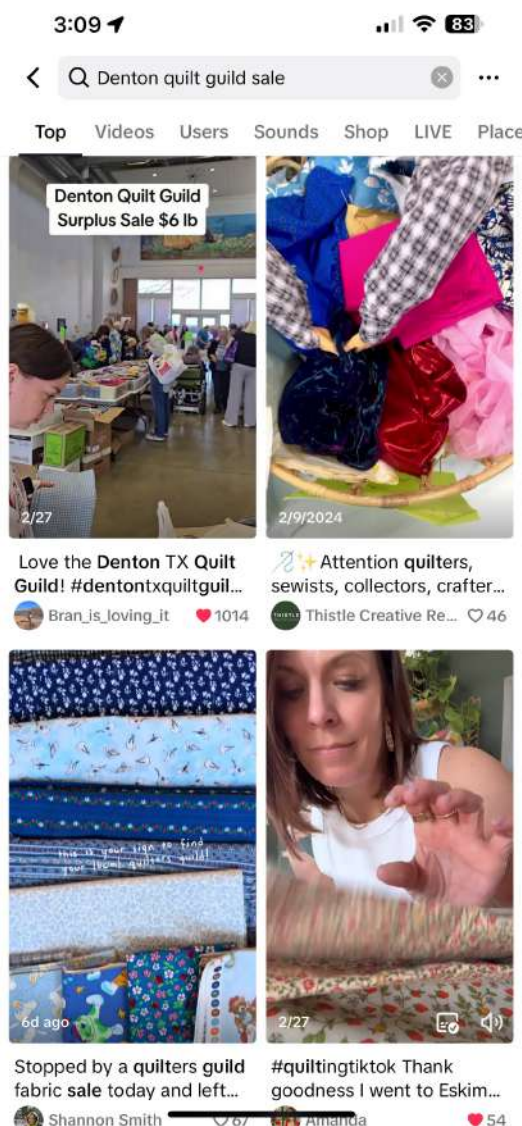


We even got noticed on **TikTok**, which brought in even more folks -- (one of the creators even offered to help us get going on TikTok!! Thanks Brandy!)

If you're curious - here are a couple of links!

<https://www.tiktok.com/t/ZP8b8nmVP/>

<https://www.tiktok.com/t/ZP8bLN89r/>




February Meeting Photos

Emanda Johnson

All photos can be found here:
[Feb 2026 Meeting Photos](#)












Commercial Prints
and
Original Surface Design







Twilight Lifting, 52x21"











Hand Embroidery
and
Free Motion Machine Quilting

