



What Makes a Guild?

Traditionally, a guild was a community of people who shared a craft, learning from one another and passing skills from one generation to the next. Experienced members taught newcomers, but everyone contributed knowledge, encouragement, and fellowship.

That spirit is alive and well in our guild today.

This summer, Prissy and other members will teach young people to sew at our Youth Sewing QOV Workshop, introducing a new generation to the joy of creating. Nonie's New Members Social Hour helps newer members make connections and feel at home. And this month, Cindy B is launching an initiative that invites us to share our favorite tips, techniques, and experiences so we can all learn from one another.

Of course, these are just a few examples. Every guild meeting, workshop, sew day, and conversation over Show & Tell reflects the same idea: each of us has things to teach, and each of us has things to learn.

One member may be an expert in machine quilting, another in hand appliqué, another in color selection, binding, embroidery, or longarming. Some members bring decades of quilting experience; others bring fresh perspectives and new ideas. Together, we create something richer than any of us could alone.

June 2026 Program



Denise Bartosh,
Quilt Appraiser

Tuesday, June 16, 2026
6:30 PM social time, 7 PM meeting
Patterson-Appleton Arts Center

June Birthdays

2	Glenna H
4	Denise H
5	Amy S
6	Virginia G
6	Claudia K
6	Jody S
8	Jana T
10	Dianne McG
11	Becky J
12	Fran D
13	Angelia C
14	Marilyn McW
15	Beth B
16	Paula S
17	Becky M
18	Emanda J
19	Trena B
21	Barbara A
21	Sheila L
22	Mary M
22	Valerie S
25	Kristin R
26	Sharon W
29	Debbie A
30	Patricia C
30	Winifred M

June Guild Meeting - Denise Bartosh

“Why Have Your Quilt Appraised?”

Meeting: Tuesday, June 16, 6:30 — 9 PM
Programs, Kathleen Carmona

Denise Bartosh is an AQS certified appraiser of quilted textiles; she's a judge, lecturer, quilt collector, quilt historian, award-winning quilter, educator, and restorer.



We'll hear about three types of appraisals, as well as various reasons to have both your vintage and contemporary quilts appraised.

Denise is driven by an incredible passion for quilts and their makers throughout the strands of time.

Denise will also be offering her professional appraisal services during Wednesday's workshop activities.



June Workshop - Corey Pearson is BACK!!!

QISS Encore

Workshops - Claudia Kopel, Sandra Sirignano

Box Car Quilts, Wed, June 17,
10 AM — 3 PM (with lunch break)

Corey is BACK after a very popular program and workshop in January! Join award-winning quilter and educator Corey Pearson for an engaging, hands-on workshop that brings the QISS (Quilting Is Sew Simple) System to life.

In this encore workshop, he will also teach some geometric designs. If you've ever wished for a roadmap to confident, beautiful quilting on a home sewing machine—this is it.

Kit Fee: \$50. Includes:

Fabric

Batting

Fork Pins

Glue Baste It

Marking Pencil


Thread

Sign up for Workshops:

DQGWorkshops@gmail.com

Claudia Kopel 940-435-9669

Sandra Sirignano 817-821-2107



FINDING THE GUILD ONLINE

With more than 200 members and activities happening year-round, there's always something exciting going on in our guild.

Stay informed, share in the fun, and connect with fellow members through our main online gathering places.



Click to visit:
[FACEBOOK](#)



Instagram

[INSTAGRAM](#)



[TIKTOK](#)



[WEBSITE](#)



[TWITCH](#)

JUNE SNACK TABLE

Tina Hilton, MaryEllen Mitchell



Phyllis McC	Cindy M	Sherrie O
Kristine McC	Donna M	Peggy O
Dianne McG	Charlene M	Brenda O
Freda McG	Sheryl M	Mimi P
Sheila McK	Carol M	Ann P
Charla McK	Deborah M	Linda P
Marilyn McW	Diane M	Terry P
Darla M	Janice M	Helena P
Sharyn M	Lynn N	Ellen P
Brandy M	Kathy N	Julie P
Maryellen M	Sherry N	Nonie P
Elizabeth M	Susan N	Fran P
Marian M	Amanda N	Cathy P
Mary M	Beth N	Jacque P
Maxine M	Debbie N	Mandy P
Chris M	Robin O	Barbara Jo P

If your name is on the snack list, grab something yummy to bring and share!

Fancy trying a new dish? Guild members are great guinea pigs!

Just drop off your tasty little contribution at the snack table near the kitchen.

Don't forget to sign the snack contributor list on the table for a chance to win the snack table door prize—just for those who bring goodies!

Community Outreach - Upcoming Events

Sher Harnish



Deadline: This month's meeting!

The Greater Denton Arts Council has invited our Guild to display their Whimsical Portraits at the Patterson-Appleton Arts Center (this where we hold our meetings) from **July 11-September 5, 2026**.

For everyone who made a portrait wall hanging, please return your quilt no later than this month's meeting!

New requirement: Be sure you've included the following information:

Your Name, **Title of Work**, **Artwork Year**, **Materials**, **Dimensions**, **Price (or NFS)**.

Boot Scootin' Guild Challenge:

To honor the 250th anniversary of the signing of the Declaration of Independence, we're making an iconic Texas symbol, the cowboy boot. Cowboy boots symbolize the independence and spirit of the American West, representing a legacy of hard work, self-reliance and freedom.

Challenge instructions can be found on the [website](#).



Guild Initiative:

This year we're making **Wonky Churn Dash blocks**. Instructions are on the website and Facebook. These are purposefully Wonky and irregular, there is no 'right' way to make a block. Turn in your blocks at the Kids Kwilt Table at any DQG meeting. Blocks will be assembled into donation quilts by the Kid's Bee.

Alternative Gift Fair

Dawn Scheffer, Nonie Phillips



The Alternative Gift Fair is one of our most important annual fundraisers. Throughout the year, guild members create a variety of fun and popular handmade items that will be sold at our booth during this fall's event.

It's also the perfect excuse to finally try some of those tempting projects you keep seeing on social media, YouTube, or in quilting magazines. We all come across creative ideas we may not need to keep ourselves—but would love the chance to make. The AGF gives you the perfect reason to dive in and give them a try!

Here are some new links for June featuring dozens of fun and creative projects to inspire your next AGF contribution!

This year, on the [website](#), our [Facebook page](#) and in the newsletter, we are sharing links to videos and websites where you can find ideas for items to make. You can also check our guild library for inspiration! Drop off these items throughout the year at each Guild meeting.

Here's some new links for June to find DOZENS of fun ideas to try!

- Sew Crafty Me - 40 DIY Gifts to Sew [Click Here](#)
- Quiltdom - 27 Fun and Simple Gifts to Sew [Click Here](#)
- See Kate Sew - 25 Last Minute Gifts to Sew [Click Here](#)

We have monthly sew days at the Green Valley School, on the FIRST TUESDAY of each month from 10-3. Please bring \$5 to donate to the Green Valley School in appreciation for allowing us to use the facility. Lunch is either on your own or we can decide as a collective. Beverages available for \$1 and coffee and tea is free of charge. The more the merrier!

Join us on July 7 for the next AGF Sew Day! For more information, contact Dawn or Nonie!

Inquiring Minds Want to Know!!

Cynthia Bickhaus

One of the best things about belonging to a guild is the opportunity to learn from one another. Every quilter has tips, techniques, and experiences that can help someone else along their quilting journey.



To encourage that sharing, I'll be posing questions about a new quilting topic each month and inviting members to share their answers, advice, and favorite approaches. Whether you've been quilting for decades or just a short while, your experience may be exactly what another member is looking for. You can download the question form below.

At the June meeting, I'll have extra forms available for you to complete, along with a collection box for your responses. I'll compile the results and share them on the guild website, as well as present a summary at our July meeting.

This month's topic is threads for piecing and quilting. Please share your thoughts on the form at the meeting rather than on Facebook, so all responses can be collected and included.

I look forward to learning from all of you! Cindy Bickhaus

Download the form: [CLICK HERE](#)

General Meeting Minutes - May 2026

Prissy Roberson

Denton Quilt Guild General Meeting Minutes for May 19, 2026

The meeting was called to order at 7:00 pm by Debbie Nobles

Debbie Nobles welcomed everyone. She called for the committee reports.

- **Library** – Tammy Eppler – Reminded membership how to look up books on the website. Prissy Roberson will open the Library for the next two months. To check out books, just pull the card, sign and place in the black tote or to return as well. Also, the Library is also available when the Art Center is open. It will be the bookshelves to the right.
- **Junior QOV and Sewing Workshop** – Prissy Roberson told of plans for a sewing workshop for kids 10 years or older. June 29, 30 and July 1st at the Green Valley School. The kids will learn sewing by making QOV blocks, the QOV Bees will finish the blocks. More information and sign-up sheets will be on the Guild Facebook Page.
- **Membership** – Deb Viso reported efforts from the Membership drive, reminding members to pick up their cards at the meeting.
- **Mentorship** – Here are members that have volunteered to be mentors: Kim Anger, Cindy Bickhaus, Emanda Johnson, Susan Mankus, Kathy Coatney, etc. Contact Deb Viso if your interested in being a mentor.
- **New Members Social** – Nonie Phillips invites new members to cake and tea June 16 at 5:30, before the June Meeting.
- **Community Outreach** – Portrait Quilts are due now for the upcoming display at the Art Center. Drop off to Sher Harnish house by June 6th. Reminder Boot Scootin' quilts are due by the September meeting.

General Meeting Minutes - May 2026 (cont)

Prissy Roberson

- **Continuing Education** – Karen Crozier – First Saturday at Minding My P's and Q's. The class is \$5.00. The classes are on the Facebook page.
 - o June 6 – Kinusaiga – Karen Cozier
 - o Aug 1 – Easy Block- Anna Clark.
 - o Sept 5 – Crazy Quilt Postcards – Cindy Bickhaus
- **Fund Raising- Alternative Gift Fair Sew Day** – Dawn Scheffer showed gifts turned in and reminded the next sew day is June 2 at 10. First United Methodist Church has updated the sales from November 2025 as around \$3,000 rather than the earlier report.
- **Facebook** – Tonya Littmann showed membership how to find planned events on Facebook and the Directory.

- **Workshops** – Claudia Kopel –
 - o June-Corey Pearson, Quilt as you go,
 - o June -Denise Bartosh, Quilt Appraisals,
 - o July – M.J. Kinman, Gems and Joy.
- **Programs** – Kathleen Carmona -
 - o June-Corey Pearson, Quilt as you go,
 - o June -Denise Bartosh, Quilt Appraisals
 - o July – M.J. Kinman, Gems and Joy.

Show and tell

Debbie adjourned the meeting at 8:40pm

Minutes submitted by Prissy Roberson

New Members Welcome Hour

Nonie Phillips

We'd like to invite all our new members (those that have joined in 2026) to join Nonie at 5:30 at the Visual Arts Center for some Tea and Light Refreshments.

We'd love to welcome you to the Guild and answer any questions you might have about the Guild, how to become involved, generally to get to know one another better.

Come early at 5:30 (you get a better parking place too!) and let's get to know each other!


Community Announcements

- The Adult Clothing Protectors day, June 10th, is a group sew day with no cost to participate. September 30th is another sew day & no cost to participate. This a project sponsored by CASA and is open to both Guild members & non-Guild friends.
- The Kids' Sewing Workshop is looking for thread donations - if you've got some thread decluttering to do, bring it along. Prissy Roberson will be collecting at the June meeting with our thanks!
- The guild was contacted by a local woman looking for basting help. *"My mother is 93 years old and lives with me. She still enjoys quilting by hand. She has one more quilt she would like to make for one of the grandkids, but our home does not have a space large enough to baste a queen size quilt. Is this a service you could provide, and if so, how much would the cost be? All the layers are there, the quilt top is already put together, we just need it basted, so that she can quilt it herself. Thank you!"*
If basting is your thing, contact Juliet Thomas to get in touch:
webmaster@dentonquiltguild.org

Continuing Education - June 6 2026 - Kinusaiga Karen Crozier

June 6, Minding My Ps and Qs, 1-4 pm

Come learn Kinusaiga, which is a modern Japanese art form, sometimes called "no-sew quilting" or "painting with fabric," that involves creating intricate fabric collages using fabric scraps and foam board.



Summer Youth Sewing Workshop

Prissy Roberson

Calling All Crafty Kids!

This summer, we're inviting young makers to discover the fun of sewing! The Denton Quilt Guild is excited to offer a three-day Youth Sewing Workshop at Green Valley School for ages 9 and up.

Introducing Our
YOUTH SEWING
Workshop! ♥

Sew Create Inspire!

Ages 10 and up

Learn skills. Make friends.
Create something you'll be proud of!

June 29, 30 & July 1
10:00 a.m. – 3:00 p.m.
Green Valley School

Bring a working sewing machine and your lunch.

Denton Quilt Guild members will provide instruction and support.

A parent/guardian release form is required for registration.

Please mark which days your child will attend and return the form to Prissy Roberson.

Sewing today...creating skills and memories that last a lifetime! ♥

June 29, 30, and July 1 from 10am to 3:00pm

Participants will learn sewing skills through hands-on projects, guided by friendly and experienced guild members. Along the way, they'll gain confidence, creativity, and the satisfaction of turning fabric into something they can proudly say they made themselves. Whether they've never touched a sewing machine or already enjoy sewing, all skill levels are welcome.

Participants should bring a working sewing machine and a lunch. A parent/guardian release form is [HERE](#) (required for registration).

Help us spread the word to young people who might enjoy learning a skill that can last a lifetime!


May Meeting Photos

Emanda Johnson


All photos (including speaker slides)
can be found here :

[May 2026 Meeting Photos](#)













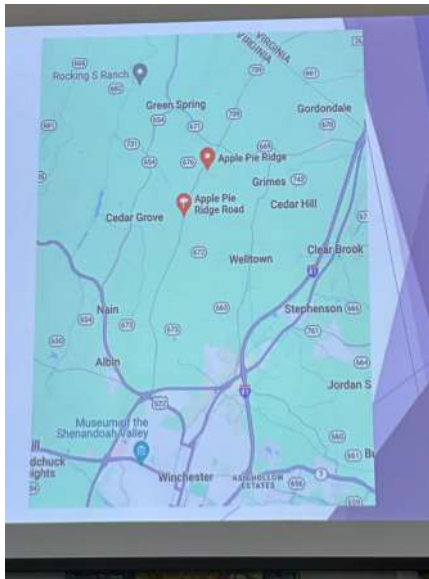
Quilts at the Museum at Texas Tech University

- ▶ 470 quilts
 - ▶ Vintage
 - ▶ Contemporary
- ▶ Numerous blocks and tops
- ▶ Quilt research books – available online Museum at TTU/Collections/Clothing & Textiles
- ▶ Collections
 - ▶ Lisa Erlandson Collection of Vintage Quilt
 - ▶ Marcia Kaylakie Collection of Quilt made from Mountain Wrapper Patterns
 - ▶ Quilts in the feed sack collection from Pat Nickols and others
- ▶ Artists
 - ▶ Ellie Kreneck
 - ▶ Pat Connally
 - ▶ Linda Fisher
 - ▶ Sandra Stephenson



Fashion for Chintz

Caesar's Crown Quilt mid 19th Century



1845 Mathematical Star Quilt by Lovina Bixler (1825-1903)

c 1870 Apple Pie Ridge Star Quilt made by Jennie Emeline Ferguson Smith (1828-1903)

Popular quilt pattern in the Shenandoah Valley near the city of Winchester, VA

Red and Green 1861

Folk Art Appliqué Quilt c 1869

Apple Pie Ridge Star Quilt

Lucille Polk



Bairfield School from Donley County, Texas



Bobbie Cook



Home where Bobbie Cook made the quilt for her Aunt Lucille

Four Patch within Square on Square Set on Point 1880-1910



Ruby Short McKim

"Quilts—We never have too many . . . Something useful, something beautiful or fittingly clever when finished should of course be the aim of every woman who enjoys doing handwork"




- ▶ Designed the Flower Garden Quilt
- ▶ Raised in Independence, MO
- ▶ Studied in NYC under Frank Alva Parsons at the New York School of Fine and Applied Arts (today known as Parsons The New School for Design)
- ▶ By 1916 her needlework designs were being published in the nationally syndicated Kansas City Star newspaper
- ▶ By 1925 McKim Studios became a home-based mail-order business she oversaw the publication of Ruby's designs in newspapers and magazines and published catalogs of patterns and kits

Quilts made by women of the Bachman family c 1930



C 1930s Quilt Designed by Anne Champe Orr (1869-1946) of Nashville, TN






Hollyhocks and Daisy Chain quilts



Cross Stitch Garden and Old-Fashioned Rose quilts



Taylor Mattress Company, Taylor, Texas c 1940s




State Bird Quilt late 1950s



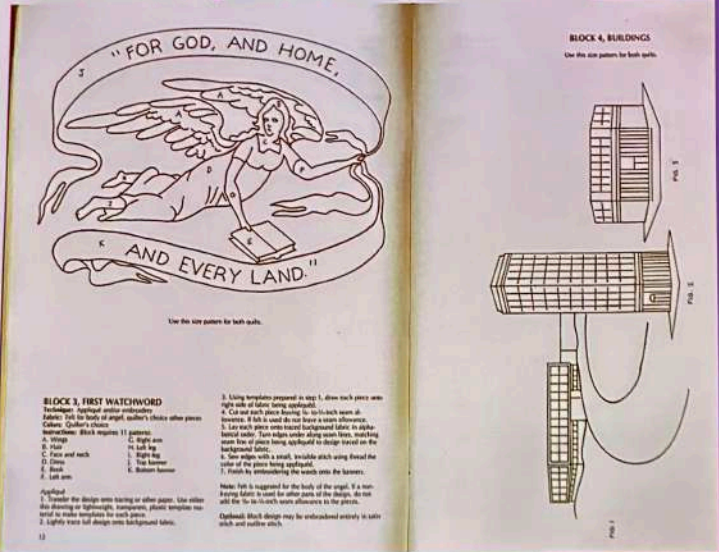
Chanticleer Quilt c 1940



Doilies on Quilts c 1990



Pattern for quilt from booklet



Women's Missionary Union Quilt

Iglesia Bautista Templo,
Lubbock, Texas



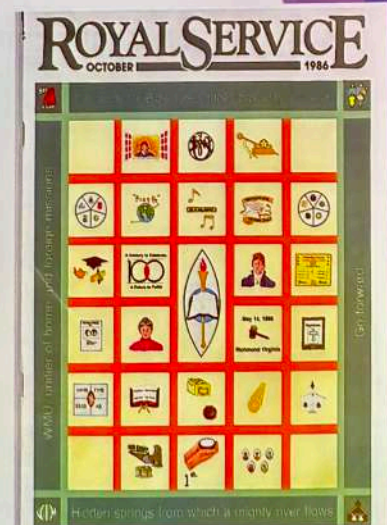
Presentation to the Garcias



Some of the quiltmakers who made the Women's Missionary Quilt
 Front row left to right: Frances Vera (Mrs. Benjamin), Guadalupe Vitela (Lupe), Virginia Hernandez and Gertrudes Hernandez.
 Back row left to right: Sylvia Naranjo Ware Magallanes, Alicia Naranjo, Oralia Sanchez, Sara Oropeza, Delia Valdez, Francis Muñiz and Virginia Guajardo.

Newsletter Royal Service

October,
1986



Art Quilt Movement

- ▶ Being one of the few art forms open to women, many American women took the opportunity to create beautiful quilts that were treasured and preserved by their families.
- ▶ The art quilt movement of the late 20th century moved the quilt from the bed onto the wall.
- ▶ Three factors combined to fuel the art quilt movement.
 - ▶ the 1960s interest in hand made objects
 - ▶ the number of highly trained female artists produced by American universities in the mid-20th century
 - ▶ the quilting revival for the 1976 American Bicentennial

Yvonne Porcella



Kimono Form works by Porcella



Twiddle Dee and Twiddle Dum quilted Haori coat, 1992



Mary Faces Morning Housework, 2011



Ellie Kreneck



Read Red (2018) and Bird by Bird (2024) by Dr. Sandra Stephenson



Glimpses of China with St. Francis 2012



Other Quilts by Linda Fisher which have been donated to the Museum of Texas Tech University




Rita and Katrina Quilt, 2005



Valuable Colors, 2010

An Embarrassment of Quilt Treasures



2009 Celestial Compass Rose Quilt by Pat Connally of Midland, TX







